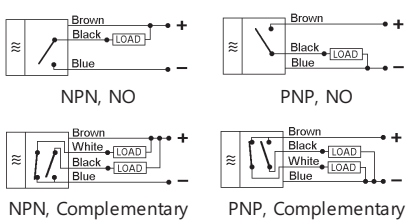
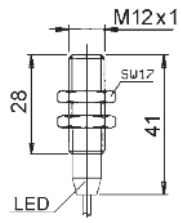
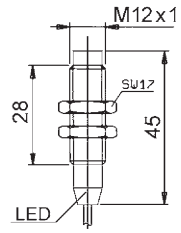
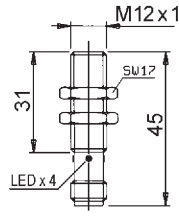
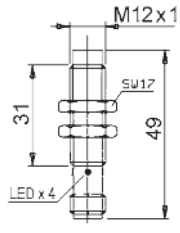


| | | | | | |
|--|------------------------------|---|---|---|---|
| Output Function | NPN, NO | T12-D310S-F | T12-D360S-F | T12-D318S-F | T12-D368S-F |
| | NPN, NC | T12-D410S-F | T12-D460S-F | T12-D418S-F | T12-D468S-F |
| | PNP, NO | T12-D510S-F | T12-D560S-F | T12-D518S-F | T12-D568S-F |
| | PNP, NC | T12-D610S-F | T12-D660S-F | T12-D618S-F | T12-D668S-F |
| | NPN, NO + NC (4 wire) | T12-D010S-F | | T12-D018S-F | |
| | PNP, NO + NC (4 wire) | T12-D710S-F | | T12-D718S-F | |
| <p>12 mm Diameter Short Body Threaded body with cable or integral connector to simplify installation. This series features greater miniaturization, increased sensing distance and 5V logic compatibility. LED indicators on all models. Available with complementary NO and NC outputs. DC 3 wire.</p>  <p> NPN, NO PNP, NO NPN, Complementary PNP, Complementary </p> | |  |  |  |  |
| Operating Distance | 4 mm | 8 mm | 4 mm | 8 mm | |
| Power Supply | 10 - 30 VDC | | | | |
| Power Drain | < 15 mA | | | | |
| Voltage Drop (on state) | < 1.8 V | | | | |
| Switching Current (max) | 200 mA | | | | |
| Short Circuit Protection | Yes | | | | |
| Operating Frequency | 1 kHz max. | 600 Hz max. | 1 kHz max. | 600 Hz max. | |
| Repeatability | ≤ 3% | | | | |
| Case | Stainless Steel | | | | |
| Flush Mounting | Yes | No | Yes | No | |
| Protection Degree | IP 67 | | | | |
| Operating Temperature | -25°C to +70°C | | | | |
| Output Connection | Cable: PVC, 22 AWG, 2 m long | | | Connector - RP-526 | |